





CIRENCESTER DANCE CLUB

COSTUME LIST – JUNIOR BALLET- Saturday 11:20 CLASS

SHOW DANCE	COSTUME	ACCESSORIES	FOOTWEAR	HAIR	Props	MAKE UP
ACT 1 - DANCE 2 Spring	Coloured Tutus(H)	Flowers for hair (H)	Tan Tights* Ballet Shoes*	Hair half up & down 		MAKE UP - Stage make up   Flowers on face for those that are not Egyptians  Ideas:  

(H) HIRE COSTUME

\* ITEM THAT YOU MUST PROVIDE

Please ensure your child has all the shoes they need and that they are clean. Please **NAME** everything.

We do not have 'spare' costumes and some have been made to measure for your child, so please look after them. Any hire costumes will not go home with your child and please have an oversized shirt or dressing gown to cover the costumes whilst backstage to protect them from food & drinks.

Please ensure your child has a box (shoe box size) to put in any accessories to keep things safe on show day. We can't wait to see how beautifully decorated these are going to be!

White high cut knickers or dance knickers are advisable.

Please join our show Facebook group, this will act as a noticeboard as a run up to the show. You can find everything you need to know on the Cirencester Dance Club web-link that you can access via the QR code on the postcard you have received or here:

<https://cirendanceclub.org.uk/cdcshow/>

Please refer to the table above for details on how to style your child's hair. Backstage helpers will be there to help, but we really appreciate it if you could ensure your child's hair has been styled as instructed before arriving at rehearsals and the show.