




CIRENCESTER DANCE CLUB – THE UPSIDE DOWN

COSTUME LIST – TIPPY TOES & TAPPY FEET - 9.00 CLASS

SHOW DANCE	COSTUME	ACCESSORIES	FOOTWEAR	HAIR
Back To School  <b>ACT 1 - DANCE 8</b>	Blue / White Tutus (H)		Pink ballet shoes* Pink Tights*	Hair in bunches / hair off face if short hair    Make Up: Bright eye shadow (blue/green) Lipstick - pink  
Safe at last  <b>ACT 2 - DANCE 17</b>	Pink contemporary sequin dress (H)	White Ribbon Sticks (H)	Pink ballet shoes* Pink Tights*	Bunches as above Make up as before  

(H) HIRE COSTUME

\* ITEM THAT YOU MUST PROVIDE

Please ensure your child has all the shoes they need and that they are clean. Please **NAME** everything.

We do not have 'spare' costumes and some have been made to measure for your child, so please look after them. Any hire costumes will not go home with your child and please have an oversized shirt or dressing gown to cover the costumes whilst backstage to protect them from food & drinks.

Please ensure your child has a box (shoe box size) to put in any accessories to keep things safe on show day. We can't wait to see how beautifully decorated these are going to be!

White high cut knickers or dance knickers are advisable.

Please join our show Facebook group, this will act as a noticeboard as a run up to the show. You can find everything you need to know on the Cirencester Dance Club web-link that you can access via the QR code on the postcard you have received or here:

<https://cirendanceclub.org.uk/cdcshow/>

Please refer to the table above for details on how to style your child's hair. Back stage helpers will be there to help, but we really appreciate if you could ensure your child's hair has been styled as instructed before arriving to rehearsals and the show.